

# STUDENT FEEDBACK REPORT

2019 - 2020

**OVERVIEW:** The Internal Quality Assurance Cell (IQAC) of the College has continuously been working on quality improvement and the betterment of student learning experiences. To analyse the lag areas of the college and scope for further improvement, feedback from various stakeholders have been received. This report focuses on the feedback of students on curriculum, syllabus and teachers.

## DATA COLLECTION AND ANALYSIS

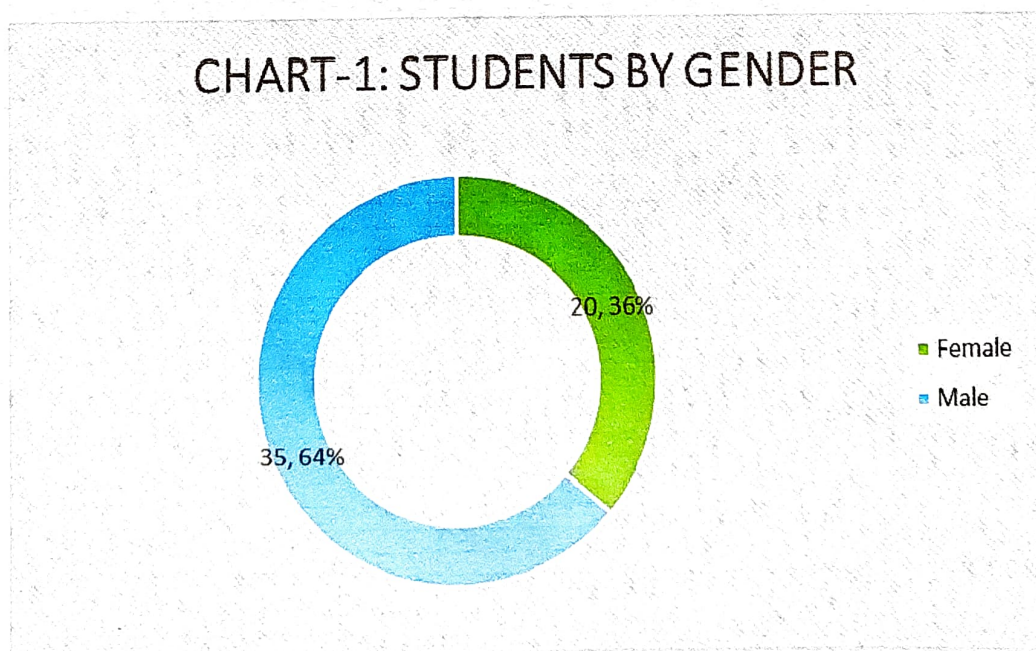
An effort was made to receive feedback from a random sample for 55 students at the college. For this purpose, a questionnaire with a set of 10 questions was prepared and circulated among students to gather feedback on Curriculum, Course Syllabus Transaction, Teachers and overall learning experience. To arrive at comprehensive results and effective presentation of the data, useful statistical tools like percentage, etc. and various types of graphs have been used. As many as 55 responses were received on the overall sentiment of the event.

Survey Sample size:  $n = 55$  (approximately 14% of Alder college students)

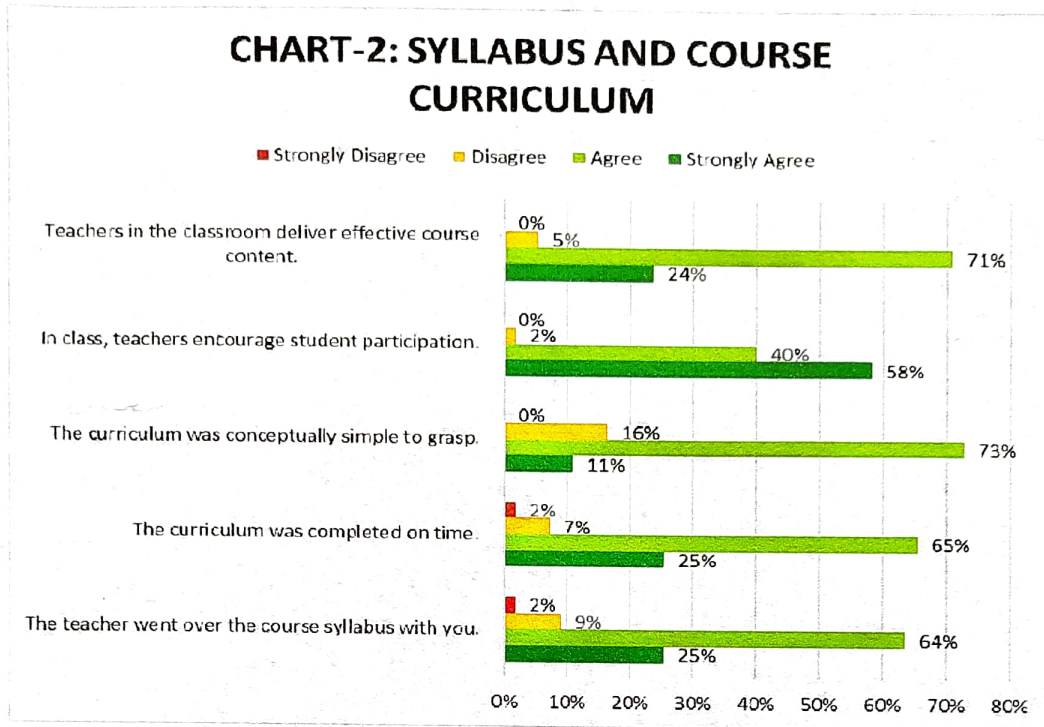
The sample is a random sample with  $n \geq 30$

### Survey Analysis:

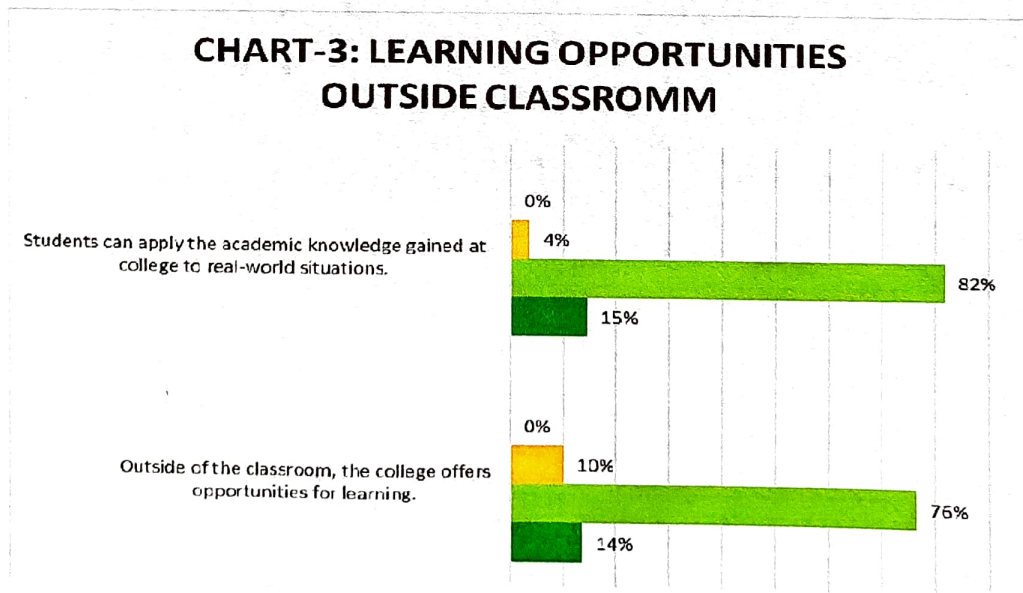
1. **Students Profile:** A total of 55 responses were collected, out of which 64% were male and 36% were female



2. **Syllabus and Course Curriculum:** on average 29% strongly agree that the syllabus and course curriculum are delivered effectively and completed on time and 63% agree that the syllabus and course curriculum are delivered effectively and completed on time. However, around 16% of the students think that the curriculum was not conceptually simple to grasp and around 7% of the students says that the curriculum was not completed on time.

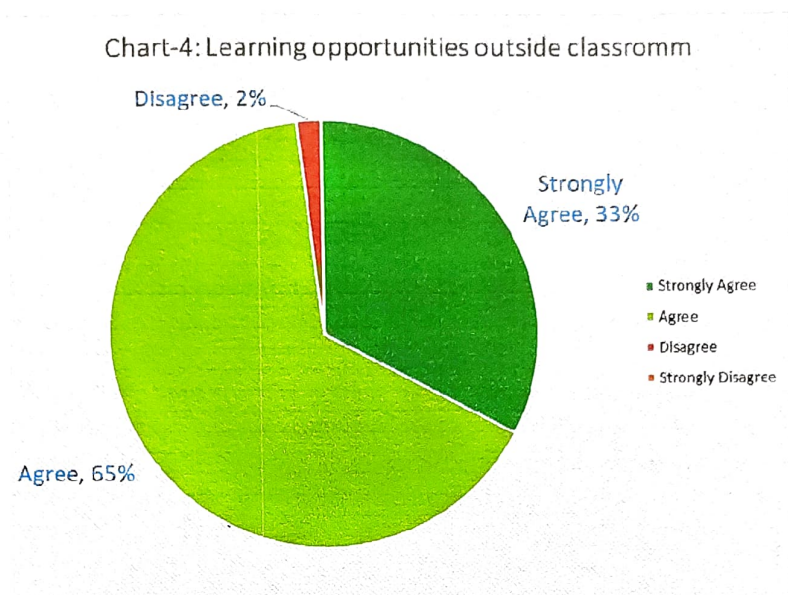


3. **Learning opportunities outside classroom:** Around 93% students agree that the college offers opportunities for learning outside of the classroom, and they can apply the academic knowledge gained at college to real-world situations while 7% of the students disagree.





4. **Overall Learning Experience:**98% of the students agree that the overall learning experience was positive.



5. **Other Feedback:**The Word cloud depicts some of areas of improvement and feedback shared by the students for improvement opportunities and expectations.



## Summary:

Average Score:		26%	67%	7%	0%
Column1		Strongly Agree	Agree	Disagree	Strongly Disagree
The teacher went over the course syllabus with you.		25%	64%	9%	2%
The curriculum was completed on time.		25%	65%	7%	2%
The curriculum was conceptually simple to grasp.		11%	73%	16%	0%
In class, teachers encourage student participation.		58%	40%	2%	0%
Teachers in the classroom deliver effective course content.		24%	71%	5%	0%
Outside of the classroom, the college offers opportunities for learning.		14%	76%	10%	0%
Students can apply the academic knowledge gained at college to real-world situations.		15%	82%	4%	0%
Overall, the learning experience was positive.		33%	65%	2%	0%

1. In general, the sentiment of the student reflects satisfactory learning experience with 93% in agreement with the course curriculum delivered, syllabus covered, teacher and learning and overall college experience.
2. Around 16% of the students think that the curriculum was not conceptually simple to grasp and around 7% of the students says that the curriculum was not completed on time.
3. Some feedback suggested to add more in curriculum activities, add common room for boys and other facilities like college gym and more quality books in library.

**Conclusion:** Based on the student survey conducted for the academic year 2019 to 2020, the student feedback suggests that 93% of students are satisfied with the Course Syllabus, Teachers and curriculum and overall learning experience. However, there are some aspects that have the potential to improve, such as adding more in curricular activities, a common room for boys and other facilities like college gym and more quality books in library.



PRINCIPAL  
Alder College  
Kohima, Nagaland